



INNOVATION



ACADEMY CHARTER SCHOOL

# IACS At A Glance

- Tuition-free public school
  - Originally Chartered in 1996 in Chelmsford; regionalized and moved to Tyngsboro in 2008
  - Grades 5-12; 800 students (enrollment max)
  - Overseen by a Board of Trustees; authorized by DESE
- 

# Academic Program

- Project-based, practical applications of learning
- Systems Thinking, Critical Thinking & Problem Solving
- Public presentations of work
- Collaborative culture among students, staff, parents, and community



# 2018-2019 Service Clean Up at Tyngsboro Beach



Left: Student from the 5/6 advisory group helped sand the shed door jam to prep it for painting. They ended their day in the rain and even got pictured on the Tyngsborough Department of Recreation Facebook page for their hard work!!

Right:: Students from the 7/8 advisory group pitching in to rake at the beach just after pulling weeds



# Fall Clean Ups for Seniors

Pictured right: 9th graders who raked a huge lawn for a 93 year old local resident.



Pictured left: 5th and 6th graders excited about their morning helping out a local senior.

# Feedback from the Community

[Voicemail from Ms. Rose McGarry Tyngsboro Council on Aging](#)

[Voicemail from Tyngsboro Resident](#)

# SHERBURNE NATURE CENTER & TYNGSBOROUGH TRAILS



## Trail Improvements

“Suzanne & Tina -- It was wonderful to be reminded of the energy and optimism that our young people share, I am glad it worked out so well to host the Community Service effort. We sure had cooperative weather -- and I hope this is only the start of a longer term relationship with the class as it matures over the years into adults with children of their own. Thank you both (and your students) for helping to make the Sherburne Nature Center experience a better one!

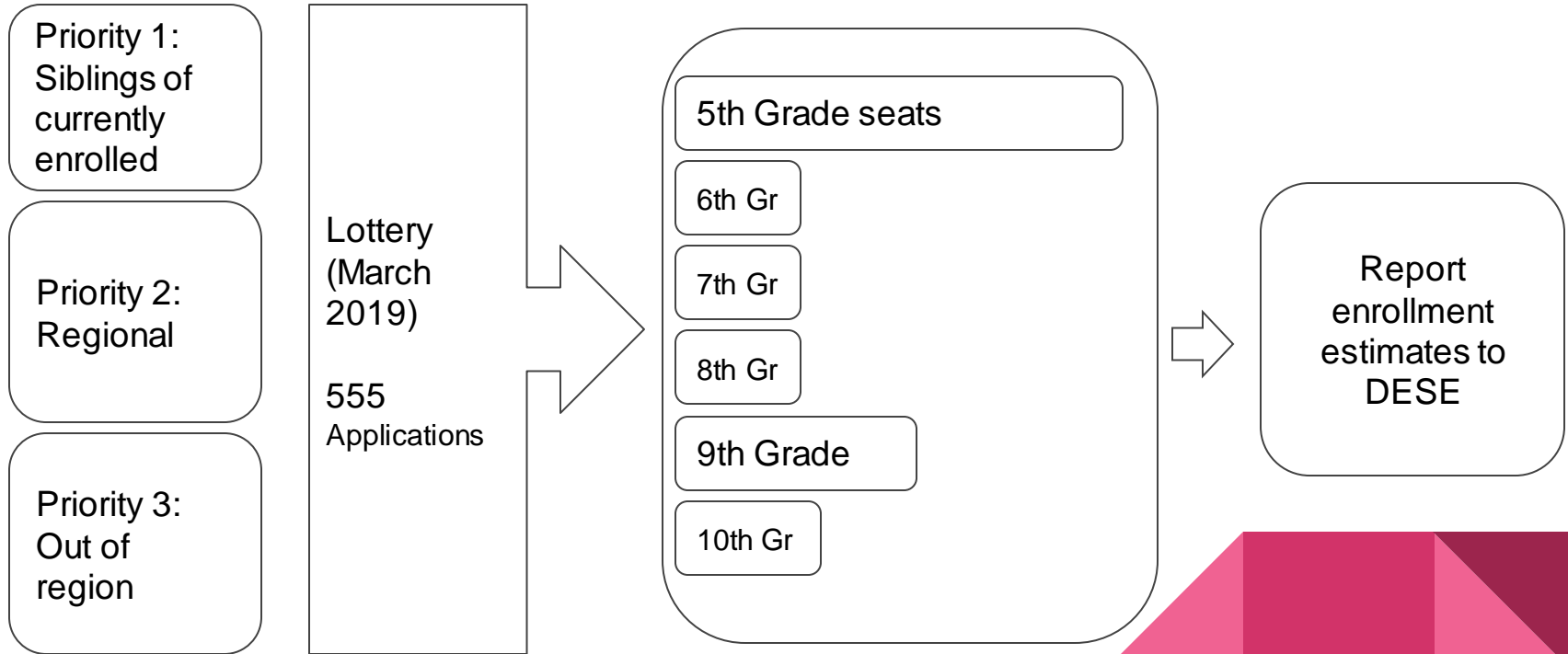
--Robert Sherburne”

# Tyngsboro Festival of Trees





# Overview of IACS Enrollment Process



<b>Grade</b>	<b>Total Tyngsboro Students FY19</b>	<b>Total Tyngsboro Students FY20</b>
Grade 5	3	
Grade 6	9	
Grade 7	7	
Grade 8	10	
Grade 9	8	
Grade 10	11	
Grade 11	9	
Grade 12	13	
<b>Total</b>	<b>70</b>	

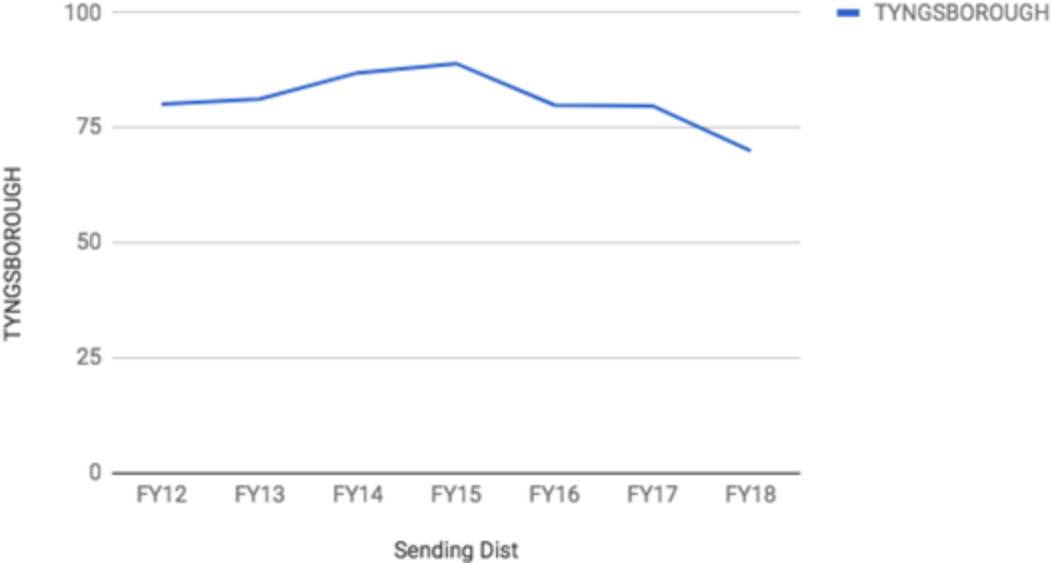
# Tyngsboro Enrollment Statistics FY19 vs FY20



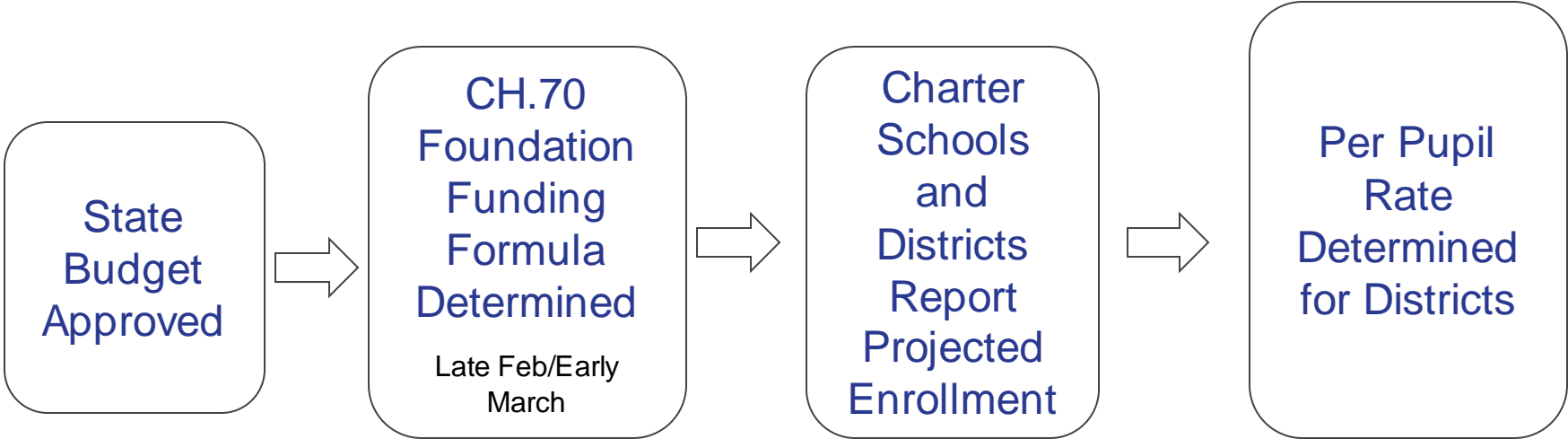
# Historical Tyngsboro Enrollment

Sending Dist	FY12	FY13	FY14	FY15	FY16	FY17	FY18
TYNGSBOROUGH	80	81	87	89	80	80	70

TYNGSBOROUGH Enrollment



# Budget Planning



# IACS Tuition Calculation

Enrollment  
from each  
District



Each  
District's  
Per Pupil  
Rate



Total State  
Tuition



# IACS Budget

- State Tuition = 95%
- Other (Fed & State Grants, Student Fees, etc.)= 5%

<b>FY20 Proposed Budget</b>	
<b>INCOME</b>	<b>FY20 Proposed</b>
FTE	797
PPR	\$13,640
Total State Tuition	\$10,871,000
Other Income	\$380,500
Total Income	\$11,251,500
<b>EXPENSES</b>	
Administration	\$1,044,800
Instruction	\$6,444,500
Student Programs	\$500,600
Facilities	\$882,300
Benefits/Fixed Costs	\$1,272,700
Capital Costs	\$905,900
Total Expenses	\$11,050,800